

Annexure – II
**‘An Analysis on students’ perception on effective teaching and
evaluative techniques in Shri I.V.C.C., Nadiad’**

**UG Students feedback Analysis
(2016-17)**

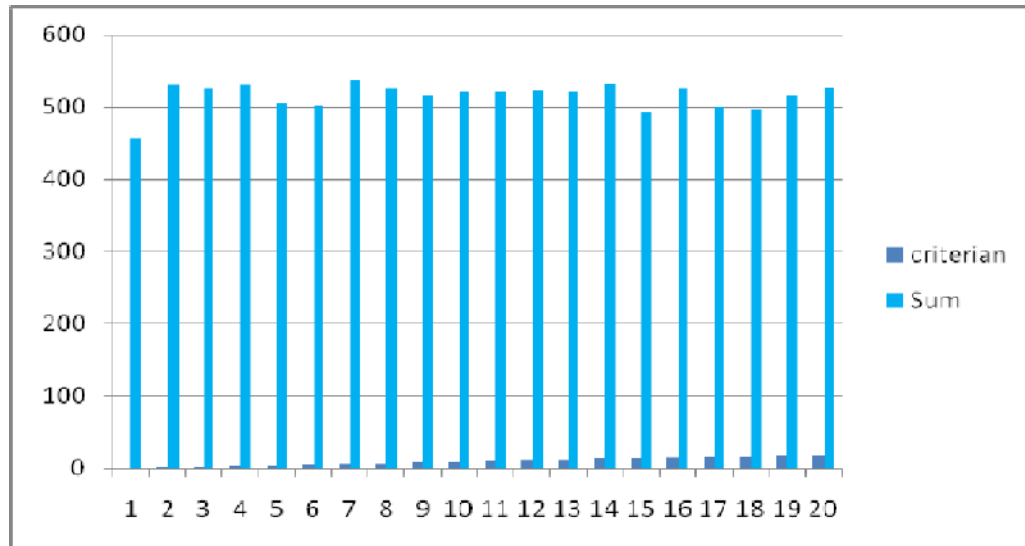
FEED BACK ANALYSIS

Feedback analysis of teachers of Shri I. V. Patel College of commerce was done on the basis of 20 criterians and the students have given their feed back in the prescribed form in which the following criterians were included. The criterians were

1. Dress Code
2. Regularity in Class
3. Teaching with Interest
4. Proficiency
5. Usage of different Educational Techniques
6. Effective Teaching
7. knowledge of the Subject
8. Inspiration/Motivation of student
9. Preparedness of Lecture
10. Classroom Management
11. Teaching Evaluation
12. Lecture Content
13. Accuracy in Lecture
14. Behaviour with student
15. Behaviour with parents
16. knowledge of syllabus
17. CO-curricular Activities
18. Encouragement for usage of Library
19. Exam Oriented Teaching
20. Discussion without fear in class

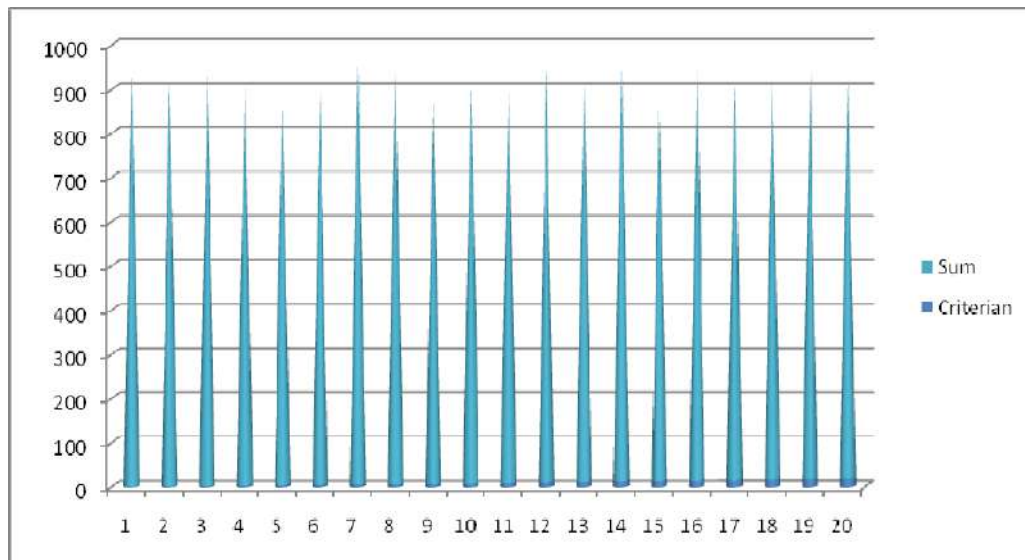
And following results were obtained by Teacher wise. We have maintain 80% average marks for all teachers and less than 80% means there is a scope of improvement in that particular criterian is needed.

1. Dr. V.M. Vanar



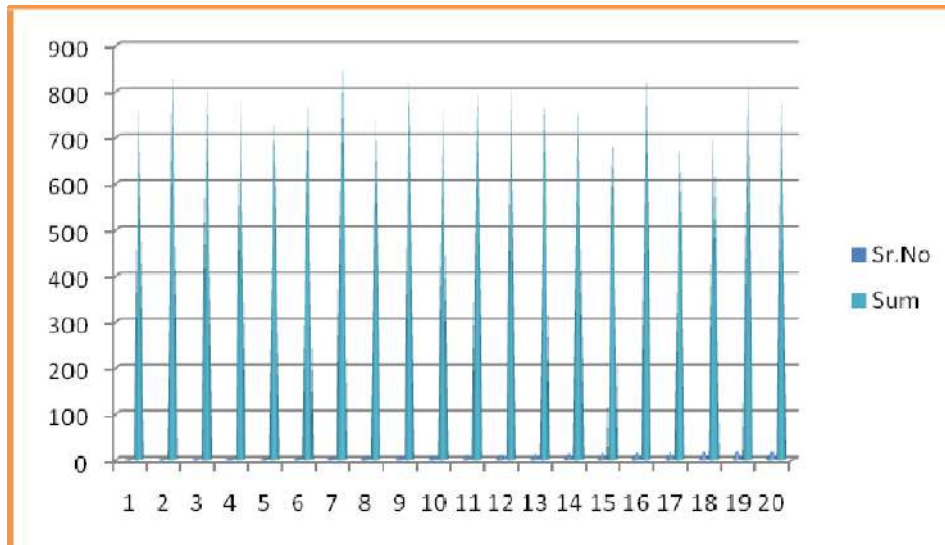
In the above analysis all the averages are more than the pre decided averages so the scope of improvement of any criterions is not there. Performance is Up to the mark.

2. Prof. (Dr.) A.J.Pandya



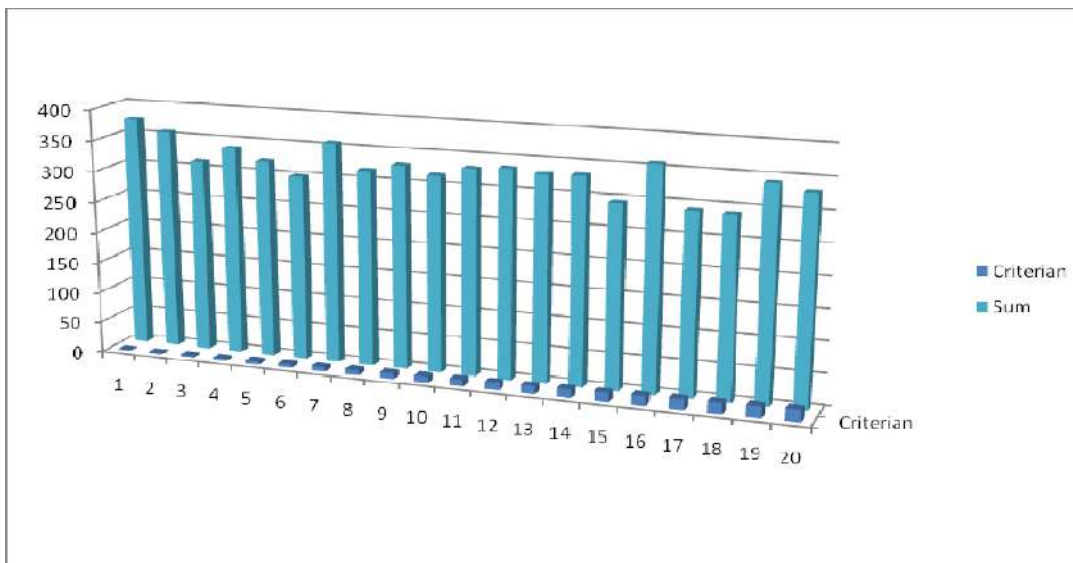
In this analysis all the criterions are full fill the required average so the Performance of Teacher is good and there is no further scope of improvement.

3. Prof. (Dr). B.S.Saiyed



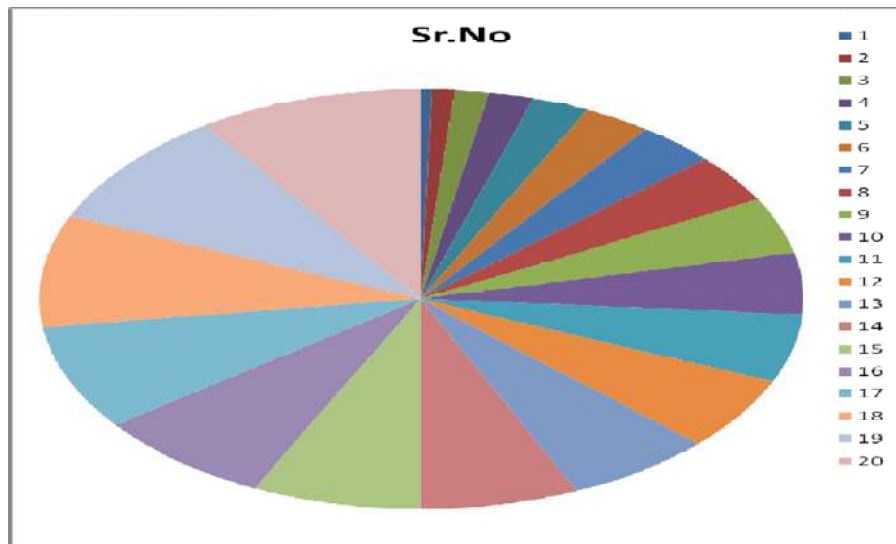
From the feedback analysis we observe that In criterions 1,5,6,8,10,11,13,14,15,17 and 18 the averages are less than the pre decided averages so there is a scope of improvement the teacher should considered these criterions in the mind for the betterment of the student.

4. Prof C.H.Jariwala



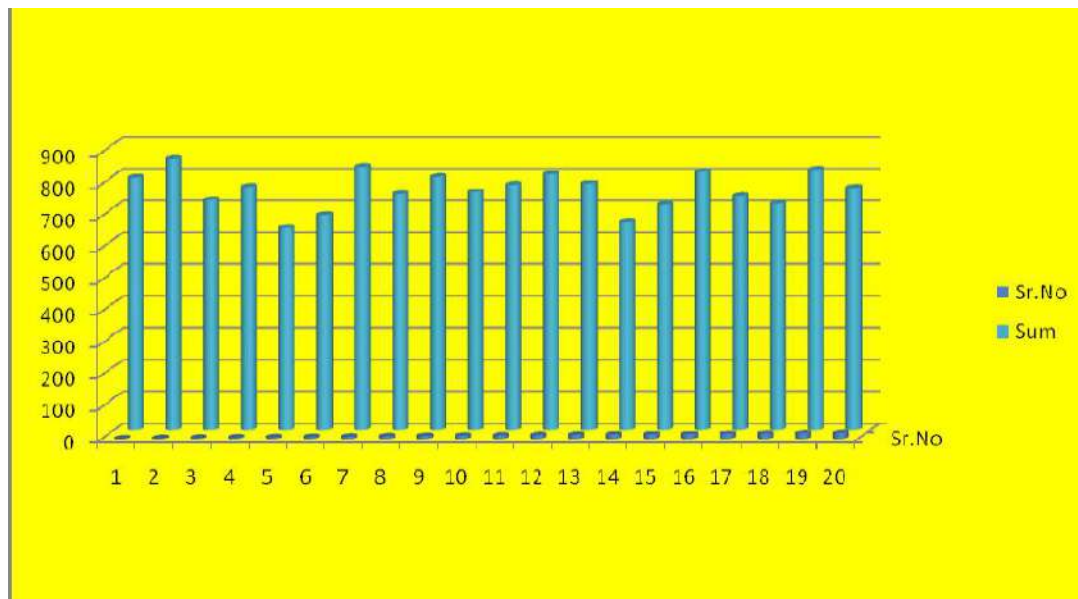
From the analysis other than the criterions 1,2,7 and 16 in rest of all the average score is less than the pre decided scores so there are lots of scope of improvement of the teacher.

5. Prof D.G.Sharma



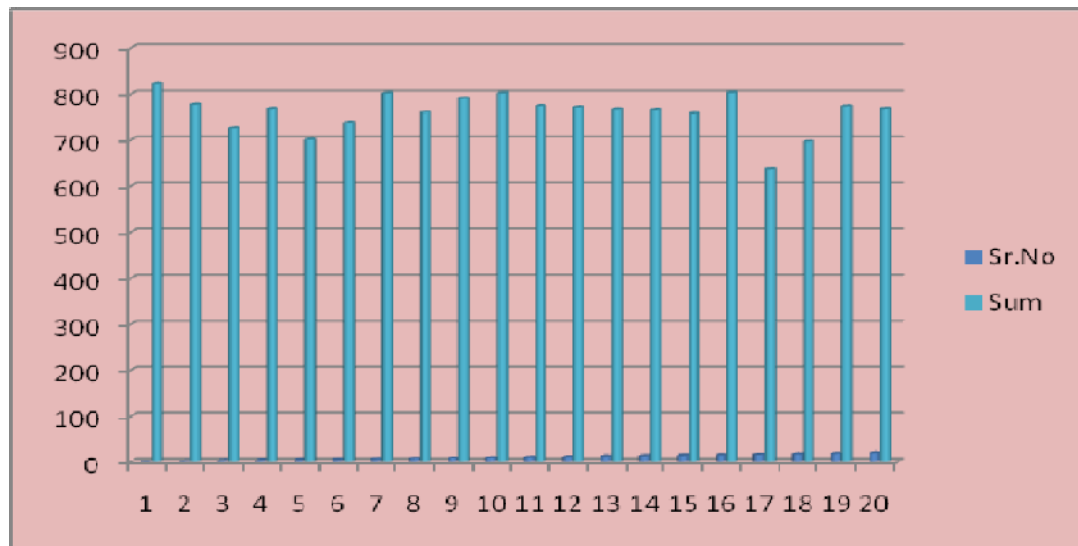
From the analysis we can say the other than the criterion 4 the teacher has to improve in rest of all the criterains as he scored less than the pre decided scores in rest of all so there is lots of scope of improvement is there.

6. Prof G. A.Yagnik



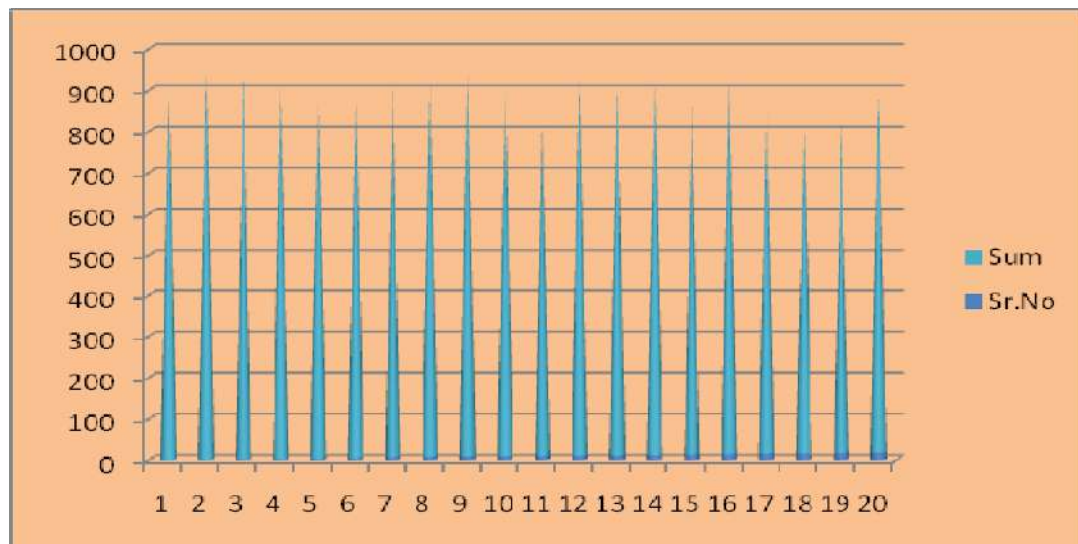
From the feed back analysis we observe that In criterions 3,4,5,6,8,10,11,13,14,15,17,18 and 20 the averages are less than the pre decided averages so there is a scope of improvement the teacher should considered these criterions in the mind for the betterment of the student.

7. Dr. G.D. Makwana.



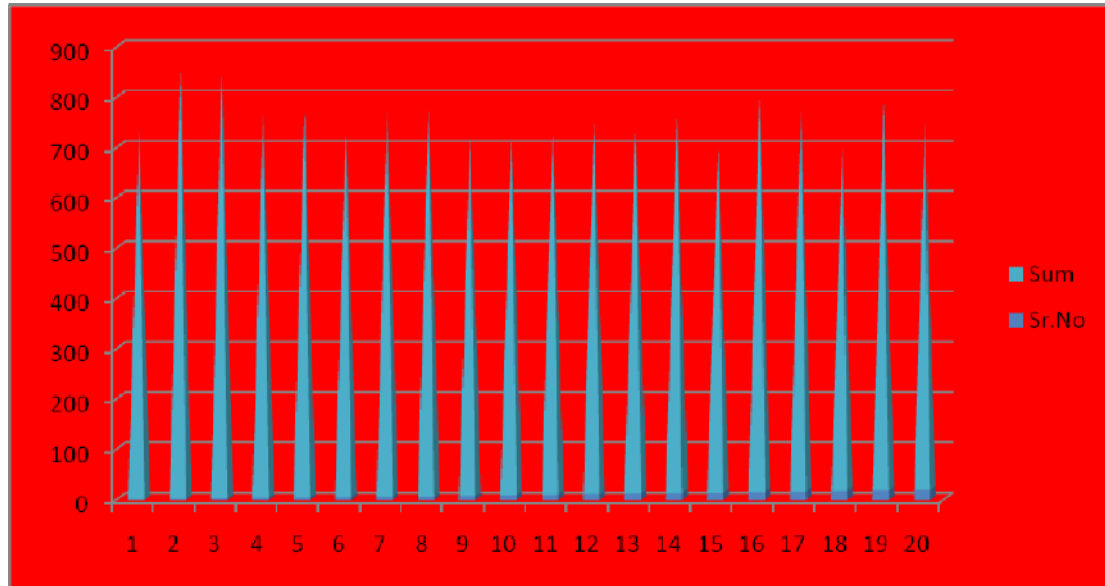
From the feed back analysis we observe that other than criterions 1,7,9,10,and 16 the averages are less than the pre decided averages so there is a scope of improvement the teacher should considered these criterions in the mind for improvement.

8. Porf. (Dr.) H.G.Vohra



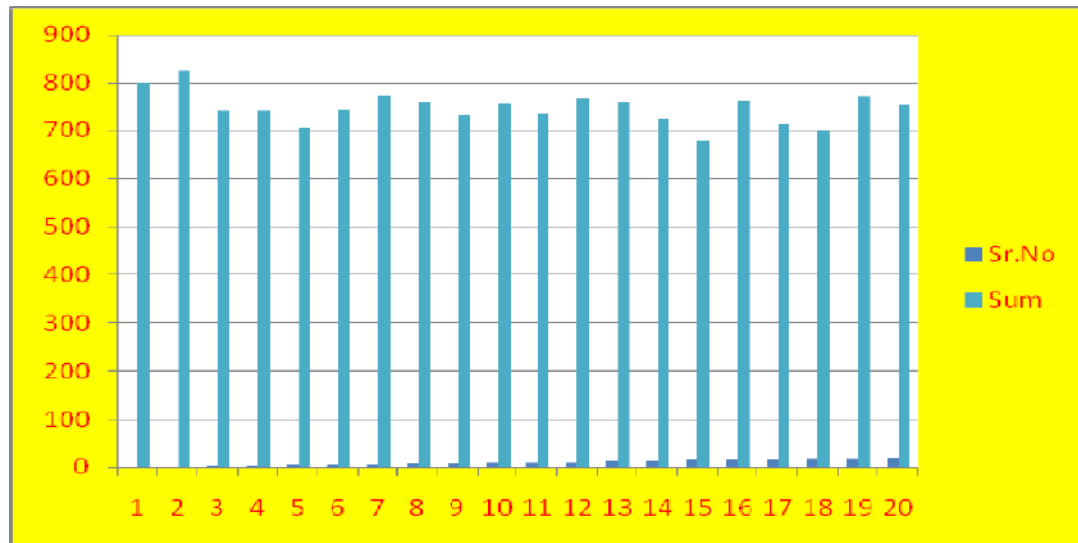
In this analysis all the criterains are full fill the required average so the Performance of Teacher is good and there is no further scope of improvement.

9. Dr.J.M.Desai



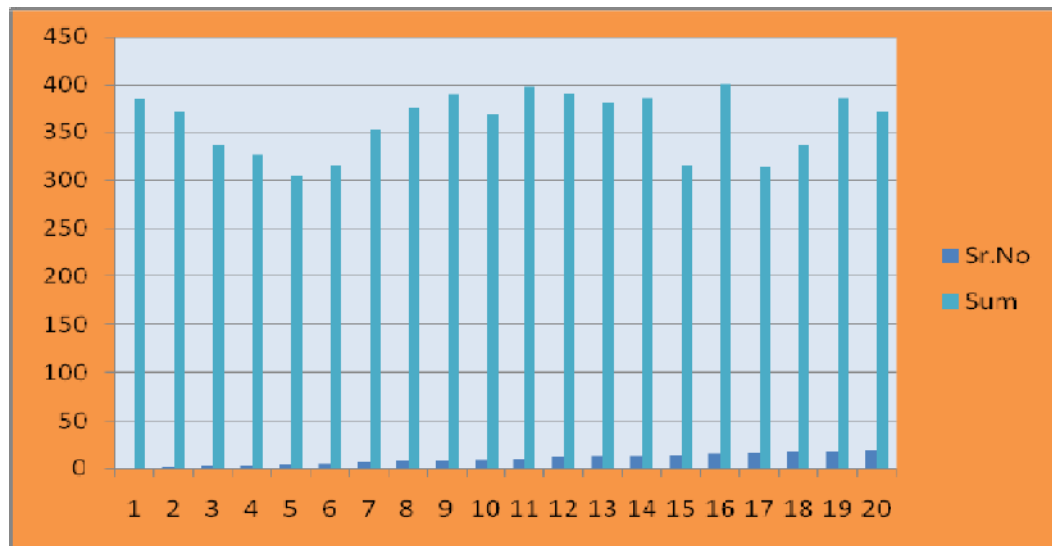
From the feed back analysis we observe that other than criterions 2 &3 the averages are less than the pre decided averages so there is a scope of improvement the teacher should considered these criterions in the mind for improvement and for betterment of students.

10. Prof K.G. Dhole



From the feed back analysis we observe that other than criterions 1 & 2 the averages are less than the pre decided averages so there is a scope of improvement the teacher should considered these criterions in the mind for improvement and for betterment of students.

11. Dr.K.H.Shah



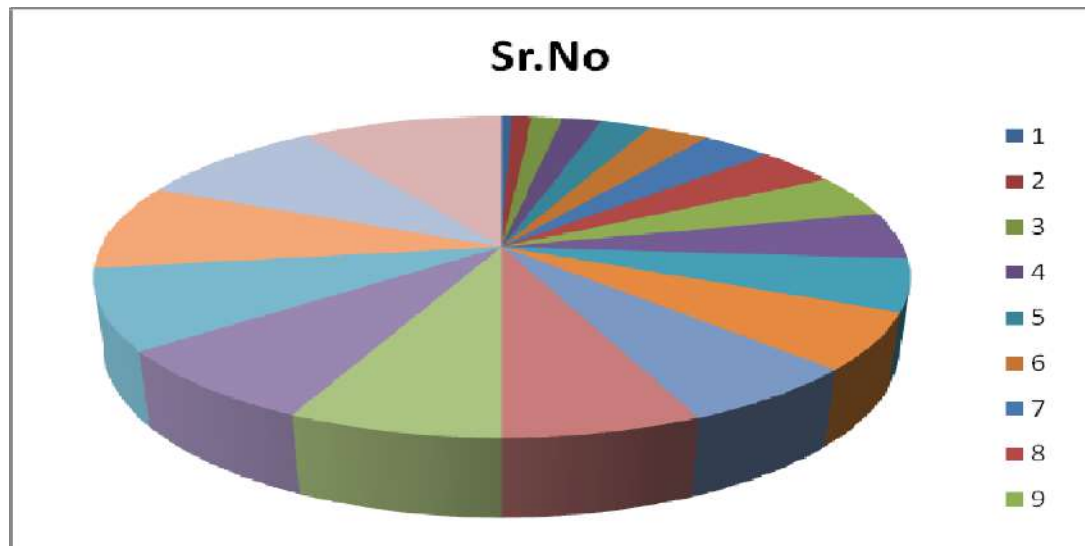
From the feed back analysis we observe that criterions 3,4,5,6,15,17 and 18 the averages are less than the pre decided averages so there is a scope of improvement the teacher should considered these criterions and keep in the mind for improvement.

12. Prof R.G.Patel



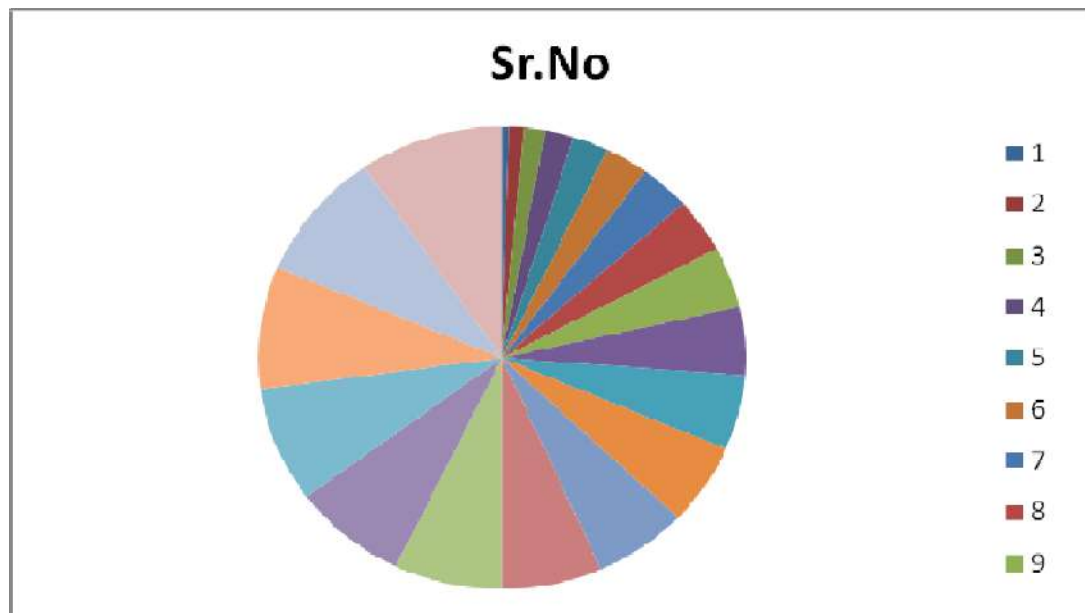
From the feed back analysis we observe that other than criterions 1 ,2,3,7,12,16and 19 the averages are less than the pre decided averages so there is a scope of improvement the teacher should considered these criterions in the mind for improvement and for betterment of students.

13. Prof S.B.Trivedi



From the feed back analysis we observe that criterions 6,9,11,13,15,17 and 20 the averages are less than the pre decided averages so there is a scope of improvement the teacher should considered these criterions and keep in the mind for improvement.

14. Prof S.S.Darbar



From the feed back analysis we observe that for all the criterions the averages are less than the pre decided averages so there is a scope of lots of improvement in the teachers performance the teacher should considered these criterions and keep in the mind for improvement.

‘An Analysis on students’ perception on effective teaching and evaluative techniques in Shri I.V.C.C., Nadiad’

PG Students feedback Analysis (2016-17)

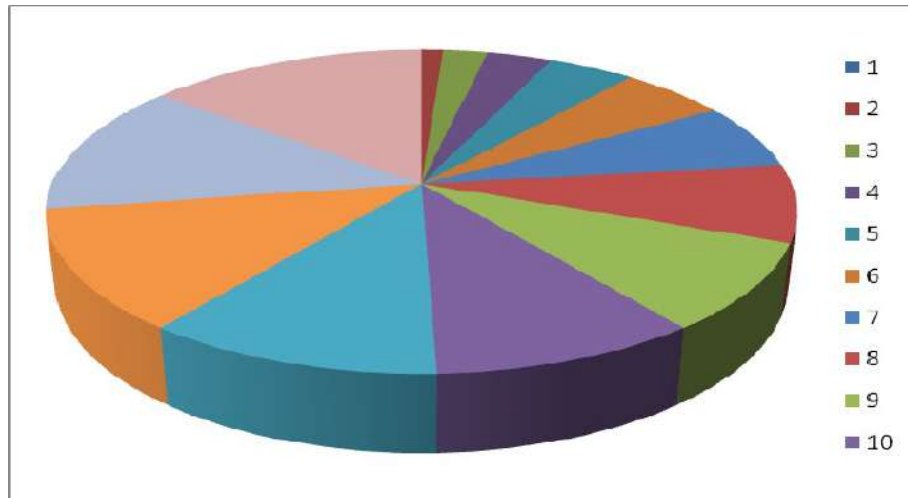
FEED BACK ANALYSIS

Feed back analysis of teachers of P.G. Department of Shri I. V. Patel College of commerce was done on the basis of 13 criterians and the students have given their feed back in the prescribed form in which the following criterians were included. The criterians were

1. Proficiency in Language
2. Use of Technology
3. Effective teaching
4. Knowledge of subject
5. Preparation Of Lecture
6. Classroom Management
7. Teaching Evaluation
8. Content of lecture
9. Accuracy in lecture
10. Knowledge of syllabus
11. Innovative way of teaching
12. Dressing Sense
13. Personality

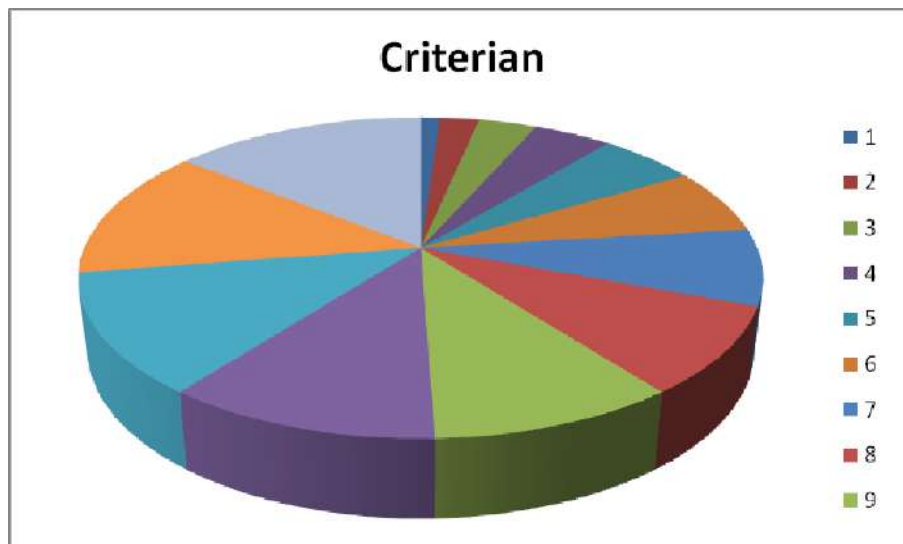
And following results were obtained by Teacher wise. We have maintain 80% average marks for all teachers and less than 80% means there is a scope of improvement in that particular criterian is needed.

1. Prof.(Dr.) B.S.Saiyed



From the analysis we can say the other than the criterion 4 the teacher has to improve in rest of all the criterains as he scored less then the pre decided scores in rest of all so there is lots of scope of improvement is there.

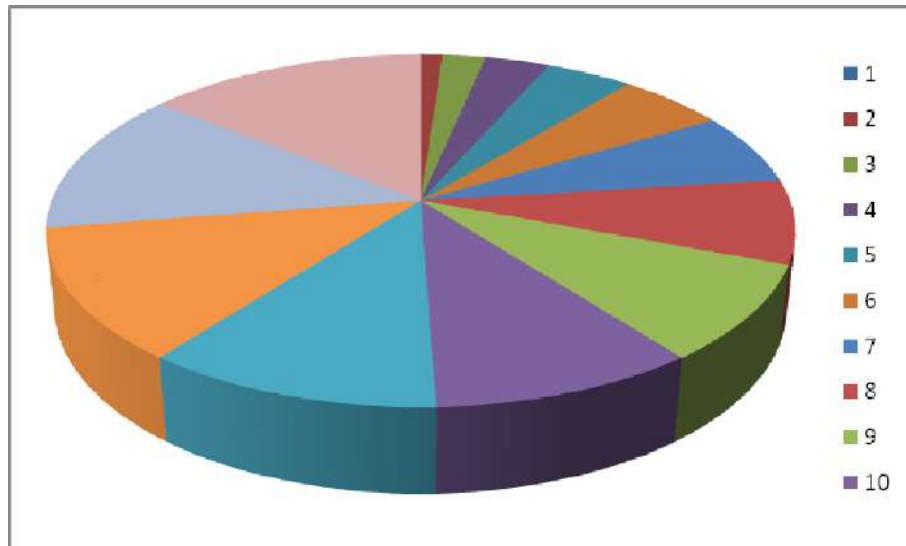
2. Prof C.H.Jariwala



From the analysis we can say the other than the criterion 12 the teacher has to improve in rest of all the criterains as teacher scored less then the pre decided scores in rest of all so there is lots of scope of improvement is there.

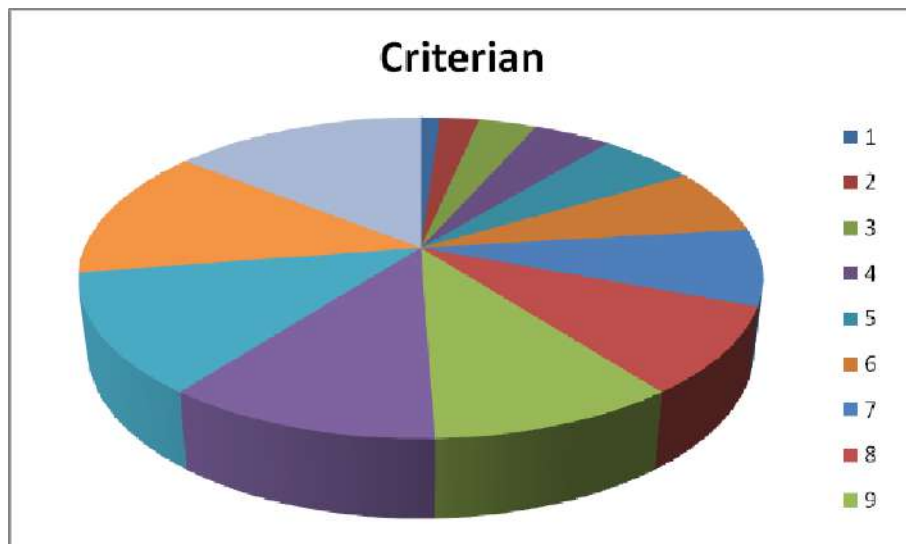
So teacher can improve in such a way for betterment of students.

3. Prof G.G.Momin



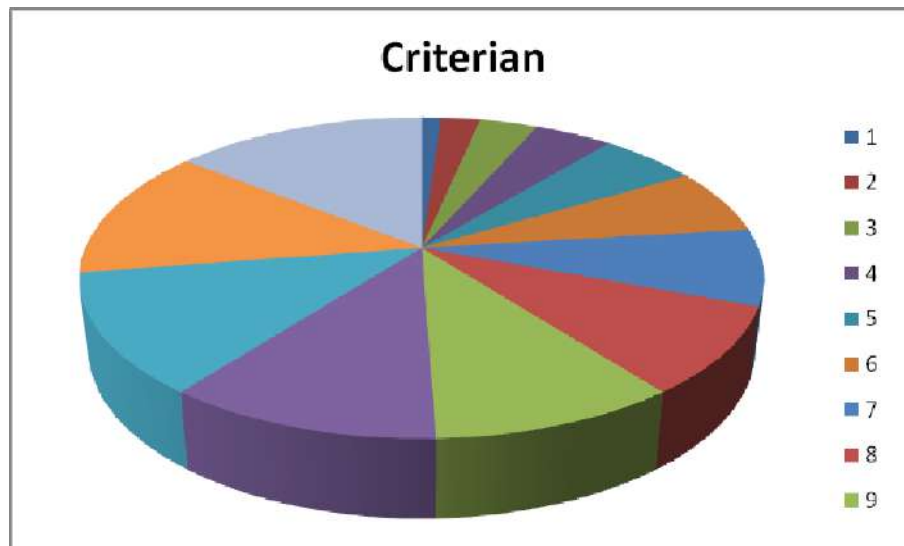
From the analysis we can say that there is scope of improvement of criterions 2 and 12 as their values are less than the pre decided values. So teacher can improve in this 2 criterions.

4. Prof. (Dr.)H.G.Vhora



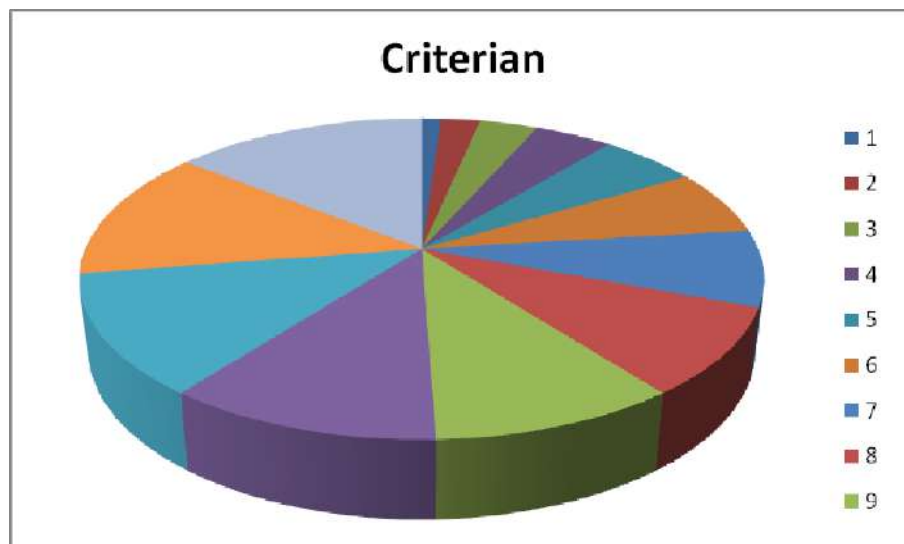
From the feed back analysis we observe that In criterions 2 and 11 the averages are less than the pre decided averages so there is a scope of improvement the teacher should considered these criterions in the mind for the betterment of the student.

5. Dr.K.H.Shah



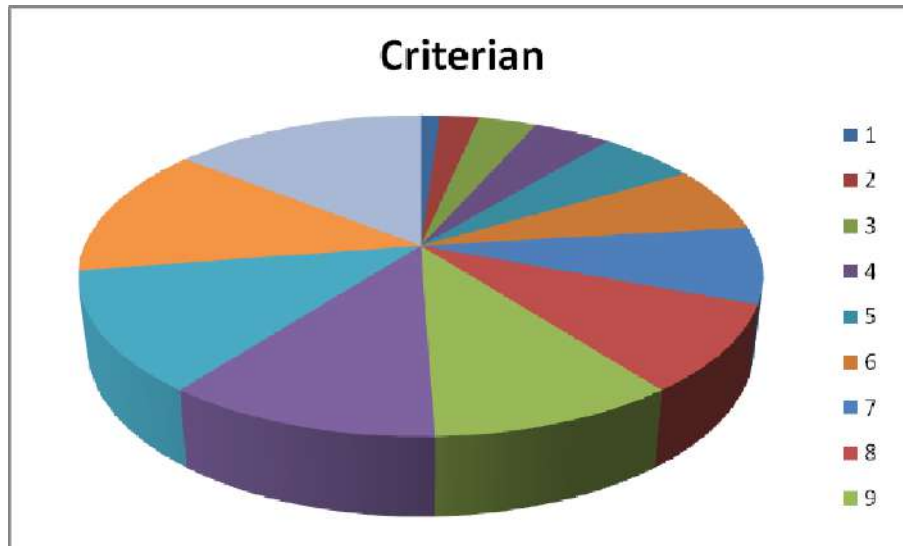
From the feedback analysis we observe that all criterions have values more than the pre decided values so there is no scope of improvement for the teacher and his performance is good and up to the mark.

6. Prof. S.B.Trivedi



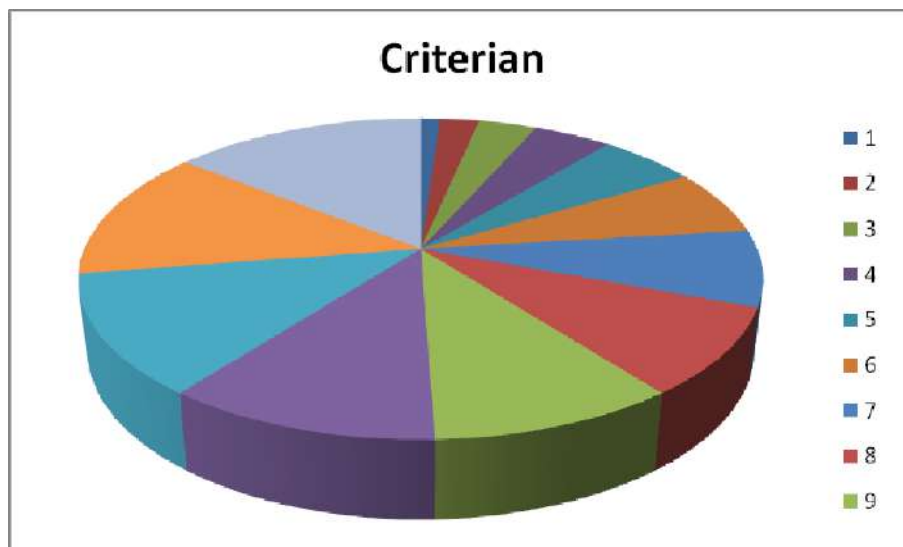
From the analysis we can observe that the criterions 2,11 have the values less than pre decided values so there is a scope of improvement in criterions 2 and 11 .So he can improve in these two criterions for improvement.

7. Dr. V.M.Vanar



From the analysis we can observe that the criterions 8 have the value less than pre decided values so there is a scope of improvement in criterions 8 .

8. Prof Z.K.Patel



From the feed back analysis we observe that all criterions have values more than the pre decided values so there is no scope of improvement for the teacher and his performance is good and up to the mark.